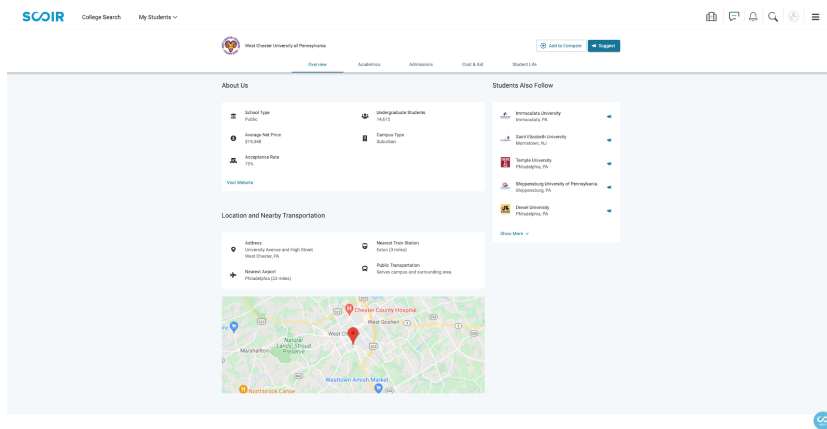
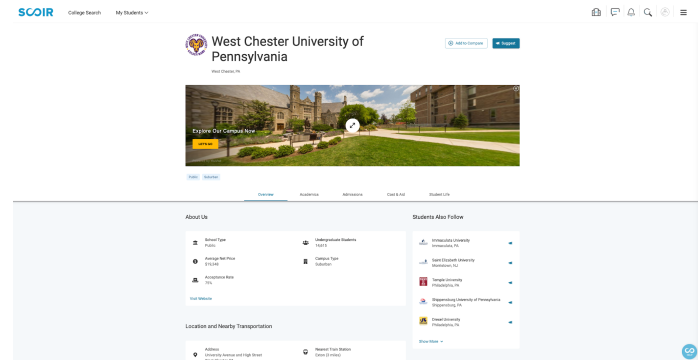


Viewing College Profiles

Summary

A college's profile contains all of the information available for a college on Scoir, and is broken into five main sections: Overview, Academics, Admissions, Cost & Aid, and Student Life. Virtual tours powered by YouVisit are also displayed at the top of the page (where available).

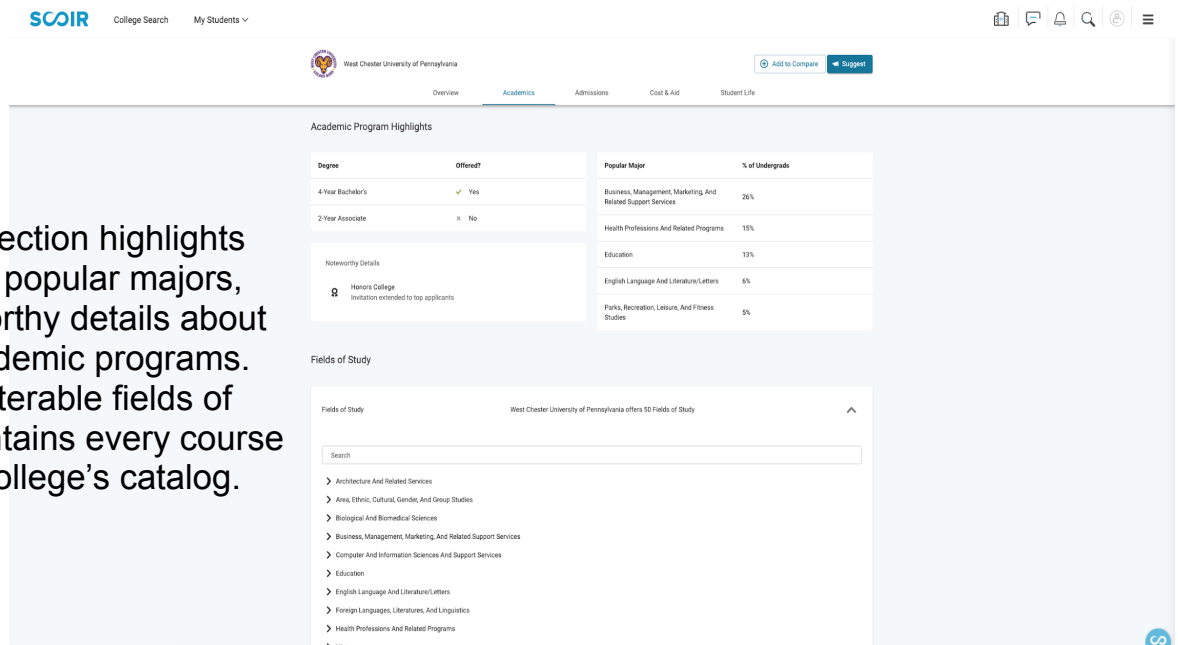


Overview

The college profile overview section contains general information about the college's size and type, as well as their average net price. If the college has available sessions, they will be displayed here as well, above the location and nearby transportation tile. Additionally, similar colleges will be displayed in their own adjacent tile to promote discovery of related institutions.

Academics

The academics section highlights degree offerings, popular majors, and other noteworthy details about the college's academic programs. There is also a filterable fields of study list that contains every course available in the college's catalog.



Admitted Student Statistics

Admissions	Statistics	ACT	Statistics
Acceptance Rate	75%	Average ACT	23
Total Applicants	16,077	Composite	20-26
Total Admitted	11,356	English	20-26
Total Enrolled	2,871	Math	18-26

SAT	Statistics
Average SAT	1150
Composite	1000-1210
Reading	520-618
Math	510-608

Application Deadlines and Details

Need	Deadline	Important Information
Rolling		Application Fee \$45

Method	Accepted?	Application Item	Requirement
Common App	✓ Yes	SAT/ACT	Prepared
The Coalition App	✗ No	Interview	Conditional

Admissions

The admissions section contains admitted student statistics such as acceptance rate and average standardized test scores. It also includes important information about application deadlines and details relevant to the upcoming application cycle.

Cost & Aid

The cost & aid section contains estimated tuition and fees as listed by the college, along with net price estimates and figures regarding the population of students who receive financial aid.

Estimated Cost of Education

Undergraduate Expenses	Charge	Value and Affordability Facts	Average
In-State Tuition	\$7,716	Average Net Price	\$19,548
Out-of-State Tuition	\$12,290	Students receive financial aid	47%
In-State Fees	\$2,705	Students receive federal loans	62%
Out-of-State Fees	\$2,955	Average student debt upon graduation	\$23,875
Room & Board	\$13,174	Household Income	Average Out of Pocket Cost

\$30,000 or below	\$16,631
\$30,000 to \$48,000	\$17,966
\$48,000 to \$75,000	\$21,136
\$75,000 to \$110,000	\$24,639
\$110,000 and above	\$25,519

Student Body Statistics

Enrollment	Number
Undergraduate Students	14,811
Total Students	17,683

Student Facts

- Full Time Undergrads: 89% of students seek a degree with a full-time commitment
- Retention: 81% students return sophomore year

Diversity of Enrolled Students

Ethnic Group	% of Undergrads	Gender	% of Undergrads
White	74%	Female	61%
Black/African American	11%	Male	39%
Hispanic/Latino	4%	Geographic Location	% of Undergrads
Asian	2%	Pennsylvania	89%
		New Jersey	9%
		Delaware	6%

Student Life

The student life section contains student body statistics concerning enrollment, diversity, and campus life details, as well as the availability of ROTC programs.

If at any point Parents wish to suggest the college to students' My Colleges list, click the Suggest button in the profile's header, or at the bottom of each section.